








Primary Campus Accounts & Services




Campus Access Card

	<p>You will use the Campus Access Card for campus building access and for a variety of on- and off-campus services. For a complete description of available services, please visit the Campus Card Office website. NOTE: The lower left hand corner of this card indicates your RIN (Rensselaer Identification Number).</p>
	<p>To obtain your Campus Access Card, go to the Campus Card Office in the Rensselaer Union, Room 1502. Bring legal photo identification that includes your full legal name and date of birth (example of legal identification: driver's license or passport) plus your RIN assigned by Rensselaer. If you have had a previous card with Rensselaer you must bring your last issued card with you to avoid a replacement fee.</p>
	<p>For assistance, contact the Campus Card Office: 518-276-6670 or campuscard.rpi.edu</p> <ul style="list-style-type: none"> • Rensselaer Union, Room 1502 • Monday – Friday from 8:30 am - 4:30 pm • For RAD deposits and Card Payments: Monday – Friday from 8:30 am – 4:00 pm

RIN (Rensselaer Identification Number)



	<p>You will use your RIN to access the SIS (Student Information System). The RIN is a nine digit number beginning with 66.</p>
	<p>To locate your RIN, see the bottom, left-hand corner of your Campus Access Card. The RIN is also listed on the Graduate Enrollment Checklist (enclosed with your admissions letter). In addition, international students can see their RIN listed on the documentation that accompanies the I-20.</p>

SIS (Student Information System) Account




	<p>You will use this self-service system to maintain many of your personal records, such as registration information, financial aid information, etc. NOTE: The RPIAlert System uses information from this account to notify the campus of emergency situations. If you change your contact information, please update this account immediately.</p>
	<p>To access your SIS Account, visit sis.rpi.edu. In the UserID field, enter your RIN (not your RCS UserID). In the PIN field, enter your date of birth (MMDDYY). Once in your account, you should create a new password.</p>
	<p>For assistance, contact the Registrar's Office at 518-276-6231 or registrar@rpi.edu</p> <ul style="list-style-type: none"> • In the subject line, type: ID PROBLEM • In the body of the email, include your RIN






RCS (Rensselaer Computing System) Account

<p>Example: smithj58</p>	<p>You will use your RCS Account to access the campus network including printers, Internet, email, and RPI LMS (Learning Management System). Your RCS UserID will be the first five letters of your last name followed by the first letter of your first name; however, if this sequence is already in use, one or two digits will follow.</p>
	<p>To retrieve your RCS User ID and activate your RCS Account, go to the Voorhees Computing Center (VCC) and bring your Campus Access Card; or, email your request to consult@rpi.edu including your full name and RIN. They will respond, providing a 16 digit PIN and instructions on retrieving your RCS UserID and temporary password.</p>
	<p>For assistance, contact the Computing Helpdesk at 518-276-7777 or consult@rpi.edu</p> <ul style="list-style-type: none"> • dotcio.rpi.edu/support/helpdesk • Voorhees Computing Center • Administrative: Monday –Thursday 8:30 am – 5:00 pm; Friday 8:30 am – 4:00 pm • Walk-in Consulting: Monday – Thursday 8:30 am – 10:00 pm; Friday 8:30 am –4:00 pm; Sunday 4:00 pm – 10:00 pm

Email




	<p>Registered students have email accounts in the form of 'RCS userid'@rpi.edu (e.g. smithj58@rpi.edu). You can use any client you like to check your RPI email, or our webmail client. Important notices are sent via email, so please check this regularly.</p>
	<p>To access your Webmail account, visit webmail.rpi.edu In the RCS ID field, enter your RCS UserID. In the Password field, enter your RCS password. NOTE: Never share your password. RPI will never ask you to reveal your password via email or by phone.</p>
	<p>For assistance, contact the Computing Helpdesk at 518-276-7777 or the Postmaster at postmaster@rpi.edu</p>

LMS (Learning Management System) Account




 <p>Course Content</p>	<p>You may use the RPI LMS to access course communications, announcements, resources, etc. Your instructors may or may not use this service. The LMS is sometimes referred to as Blackboard, which is the current LMS product used by RPI.</p>
	<p>To access your LMS Account, visit lms9.rpi.edu. In the RCS ID field, enter your RCS UserID (e.g. smithj58). In the Password field, enter your RCS password.</p>
	<p>For assistance, contact the LMS Consultants by submitting a Trouble Report at webforms.rpi.edu/lms-problem-report</p> <ul style="list-style-type: none"> • FAQ is available at: lmssupport.rpi.edu





Parking and Transportation

	<p>Although not required, parking permits are available to purchase. Commuter students have the option to park in the Field House or Parking Garage. The Red Hawk shuttle services provides transportation on and around campus, including an on-call shuttle to and from RPI's downtown Troy locations.</p>
	<p>Permits must be obtained in person or designee from the Campus Parking office located in the Auxiliary, Parking, and Transportation Services building between 8:00 a.m. and 4:00 p.m., Monday through Friday.</p>
	<p>For assistance, contact Auxiliary, Parking, and Transportation Services at 518-276-6616 or parking@rpi.edu</p> <ul style="list-style-type: none"> • www.rpi.edu/dept/parking • 2144 Burdett Avenue, Troy, NY 12180 • Monday through Friday from 8:00 am – 4:00 pm

Disability Services and Accommodations

	<p>The Office of Disability Services for Students (DSS) obtains and files all disability-related documentation and makes assessments about service eligibility, reasonable accommodations, and support services to allow all students equal access at RPI.</p>
	<p>For information on accommodations and support visit the Office of Disability Services for Students, located in Academy Hall (on the corner of 15th Street and College Avenue), 4th Floor, Suite 4226.</p>
	<p>For assistance contact Disability Services for Students at dss@rpi.edu</p> <ul style="list-style-type: none"> • Studenthealth.rpi.edu/disabilityservices • 518-276-8197 • Monday – Friday from 8:30 am – 5:00 pm

Campus Safety and Emergency Services

	<p>Campus Safety provides 24-hour service and response on campus. This includes campus patrolling, escort services for students walking alone at night, safety training, emergency call boxes throughout the campus, and the RPIAlert system. As always, in the event of any emergency, you can dial 911 from any phone.</p>
	<p>For more information on campus safety and safety training, visit: www.rpi.edu/dept/public_safety</p> <ul style="list-style-type: none"> • On-campus emergencies: 518-276-6611, or ext. 6611 from any campus phone • Non-emergency and safety escorts: 518-276-6656 • Incidents off-campus, the Troy Police Department: 518-270-4411 • Info Line (for closings and delays): 518-276-6600